

DK-LOK

DK-Lok Push-On Hose Fittings

Rev. 02-01
Mar. 2024



DK-Lok Push-On hose fittings are designed for use with high-quality and low-pressure elastomeric compound hose such as textile braid reinforced synthetic rubber hose.

Features

- No special tools or clamps are required for installation.
- Assemblies can be done in seconds.
- DK-Lok Push-On fittings are reusable. Just replace the hose with no special tools.
- Faster and easier maintenance.



Design

Blue cap and barbed end of DK-Lok Push-On fittings are designed to use with low-pressure elastomeric hoses in table 1.

Table 1. Hose dimensional and technical data

Hose Size Designator	Nominal Hose Size inch	Average I.D.		Average O.D.		Max. Working Pressure	
		inch	mm	inch	mm	psig	bar
4	1/4	1/4	6.3	0.50	12.7	350	24
6	3/8	3/8	10	0.63	16	300	20
8	1/2	1/2	12.5	0.78	20	300	20
10	5/8	5/8	16	0.91	23	300	20
12	3/4	3/4	19	1.03	26	300	20
16	1	1	25	1.28	32.6	175	12

Pressure ranges

Low pressure as indicated in Table 1.

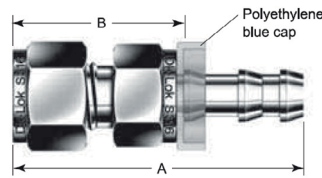
Temperature ranges

It depends on the materials of hose in use.

Applications

Instrument air system, vacuum, and general industrial applications.

Note: Use in the extreme pulsations is not recommended.



Dimensions are in inch unless otherwise specified.

DK-Lok Tube Fittings




Part No.	End Connections		Dimensions				
	Hose Nominal Sizes	DK-Lok Tube Fittings	Blue Cap OD	Body Hex	Nut Hex	A	B
						inch (mm)	
DPHD 4-4-S	1/4	1/4	0.68 (17.4)	1/2	9/16	1.97 (50.0)	1.21 (30.7)
DPHD 6-6-S	3/8	3/8	0.84 (21.5)	5/8	11/16	2.11 (53.6)	1.24 (31.5)
DPHD 8-8-S	1/2	1/2	0.98 (24.9)	13/16	7/8	2.47 (62.7)	1.42 (36.1)

Tube Adapters



Part No.	End Connections		Dimensions in. (mm)			
	Hose Nominal Sizes	DK-Lok Tube Adapter	Blue Cap OD	Body Hex	A	B
DPHA 4-4T-S	1/4	1/4	0.68 (17.4)	9/16	1.93 (49.0)	1.17 (29.7)
DPHA 6-6T-S	3/8	3/8	0.84 (21.5)	3/4	2.03 (51.6)	1.16 (29.5)
DPHA 8-8T-S	1/2	1/2	0.98 (24.9)	7/8	2.47 (62.7)	1.42 (36.1)
DPHA 12-12T-S	3/4	3/4	1.26 (32.2)	1-1/16	3.14 (79.8)	1.48 (37.6)
DPHA 4-6M-S	1/4 in.	6 mm	0.68 (17.4)	9/16	1.93 (49.0)	1.17 (29.7)
DPHA 4-8M-S		8 mm	0.68 (17.4)	9/16	1.97 (50.1)	1.16 (29.5)
DPHA 6-8M-S	3/8 in.	8 mm	0.84 (21.5)	3/4	2.0 (50.9)	1.18 (30.0)
DPHA 6-10M-S		10 mm	0.84 (21.5)	3/4	2.03 (51.6)	1.16 (29.5)
DPHA 8-12M-S	1/2 in.	12 mm	0.98 (24.9)	7/8	2.47 (62.7)	1.42 (36.1)
DPHA 12-18M-S	3/4 in.	18 mm	1.26 (32.2)	1-1/16	3.14 (79.8)	1.48 (37.6)

Unions



Part No.	End Connections		Dimensions		
	Hose Nominal Sizes	Blue Cap OD	Body Hex	A	B
				inch (mm)	
DPHU 4-4-S	1/4	0.68 (17.4)	9/16	2.07 (52.6)	1.41 (36.0)
DPHU 6-6-S	3/8	0.84 (21.5)	3/4	2.25 (57.2)	1.38 (35.2)
DPHU 8-8-S	1/2	0.98 (24.9)	7/8	2.61 (66.3)	1.56 (39.8)
DPHU 12-12-S	3/4	1.26 (32.2)	1-1/16	3.87 (98.4)	2.21 (56.2)

Male Connectors

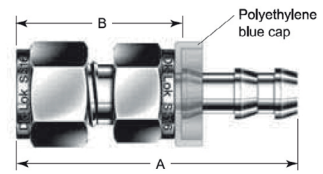


Part No.	End Connections		Dimensions in. (mm)			
	Hose Nominal Sizes	Male Pipe Thread	Blue Cap OD	Body Hex	A	B
DPHM 4-4N-S	1/4	1/4 NPT	0.68 (17.4)	9/16	1.68 (42.7)	0.92 (23.4)
DPHM 6-4N-S	3/8		0.84 (21.5)	11/16	1.80 (45.7)	0.93 (23.7)
DPHM 6-6N-S			3/8 NPT		11/16	
DPHM 8-8N-S	1/2	1/2 NPT	0.98 (24.9)	7/8	2.19 (55.6)	1.14 (29.1)
DPHM 12-12N-S	3/4	3/4 NPT	1.26 (32.2)	1-1/16	2.81 (71.4)	1.15 (29.2)
DPHM 4-4R-S	1/4	1/4 BSPT	0.68 (17.4)	9/16	1.68 (42.7)	0.92 (23.4)
DPHM 6-6R-S	3/8	3/8 BSPT	0.84 (21.5)	11/16	1.80 (45.7)	0.93 (23.7)
DPHM 8-8R-S	1/2	1/2 BSPT	0.98 (24.9)	7/8	2.19 (55.6)	1.14 (29.1)
DPHM 12-12R-S	3/4	3/4 BSPT	1.26 (32.2)	1-1/16	2.81 (71.4)	1.15 (29.2)

Field Assembly

Hose Length


To determine the hose cut length out of bulk hose, subtract dimension B from the desired overall fitting and hose assembly length.



Assembly



- Using a sharp knife, cut hose end cleanly and squarely.




- With a light oil or soapy water, lubricate the barb end and/or hose I.D.
Note: Do not use heavy oil or grease to lubricate.
- Insert fitting barb end into hose until first barb is engaged in the hose.



- Hold fitting end against a flat surface. Grip hose approximately one inch from blue cap and push with a steady force until the hose bottoms inside the blue cap firmly.

Disassembly



- Place fitting and hose assembly in place and cut hose lengthwise from the blue cap approximately one inch.
Note: Not to nick barbs during cutting the hose.



- Grip hose and bend to expose barbs, then remove hose with a sharp downward tug.

Ordering Information

DK-Lok Identification	Push-On Fitting Designator	End Connection Designator	Size Designator	Material Designator
D	PH	D : DK-Lok Tube Fitting A : DK-Lok Tube Adapter U : Barb to Barb M : Male Pipe Thread	4-4 S •4: 1/4" •10: 5/8" •5: 5/16" •12: 3/4" •6: 3/8" •16: 1" •8: 1/2"	S : SS316

The dimensions shown in this catalog are for reference only and are subject to change.

Safe Component Selection

The selection of component for any applications or system design must be considered to ensure safe performance. Component function, material compatibility, component ratings, proper installation, operation and maintenance remain the sole responsibility of the system designer and the user. DK-Lok accepts no liability for any improper selection, installation, operation or maintenance.

The information shown in this catalog are not for design purpose, but for reference only.
The accuracy of information is not the liability of our company.

Safe Component Selection

The Selection of component for any applications or system design must be considered to ensure safe performance. Component function, material compatibility, component ratings, proper installation, operation and maintenance remain the sole responsibility of the system designer and the user. DK-Lok accepts no liability for any improper selection, installation, operation or maintenance.